

Measurement Guide

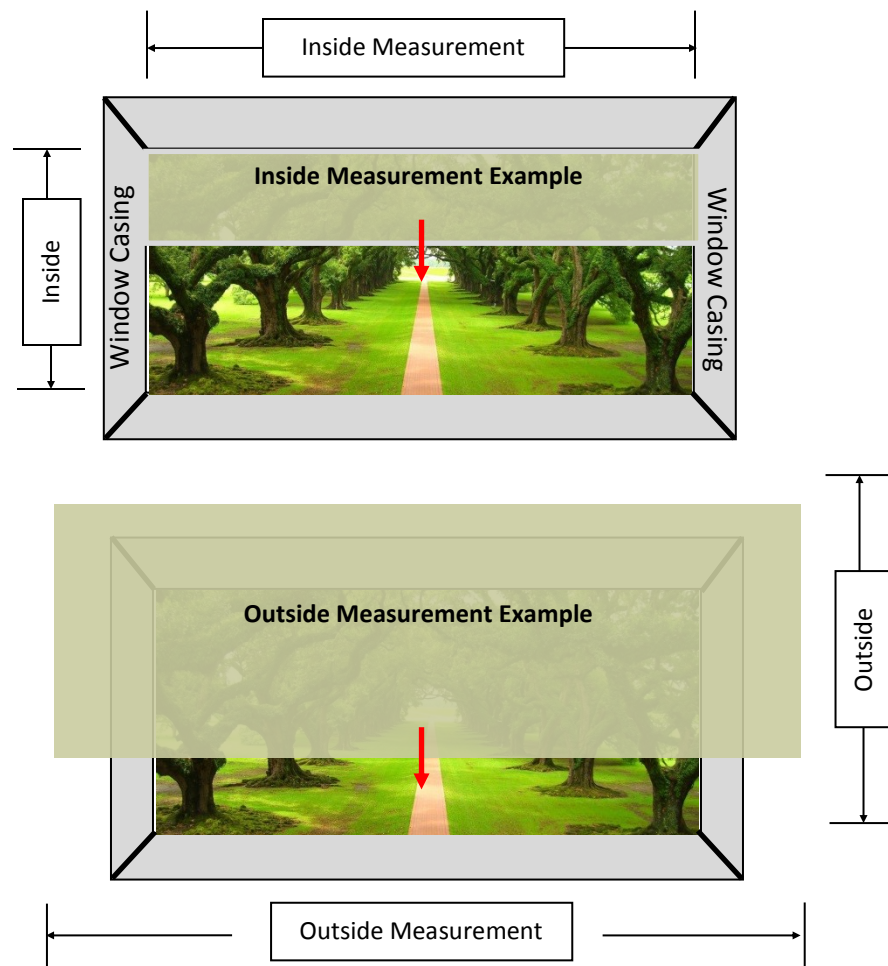


Draperies

Step 1: Identify the type of mount the drapes will be hung from.

- Rod
- Track with Hooks
- Velcro Breakaway Track
- Other

Step 2: Identify whether the drapes will be mounted on the inside or outside of an enclosure.



Step 3a: If mounted on the inside of the enclosure, measure the inside length and height and indicate any deductions if desired.

OR

Step 3b: If mounted on the outside of an enclosure, measure the desired finished width which may extend past the enclosure if wanted.


Measurement Guide




Draperies

Example 3a: Inside Measurement of the Enclosure

The picture below shows a width measurement from left to right of $35 \frac{5}{8}$ inches.



The picture below shows a height measurement of $52 \frac{1}{4}$ inches.



Tip Take measurements at different points to ensure the width does not change, if it does use the narrowest measurement for inside mount.



Example 3b: Outside Measurement of the Enclosure

If the drape will extend past the enclosure in any direction, provide the desired finished measurements.



Tip Add extra width to ensure full coverage (Up to 50% is typical.)



For more information, call 844-482-7778.